

INNOVATION
MADE BY GEUDER®

YAMANE

DOUBLE-NEEDLE
STABILIZER



GLOBE FIXATION RING
AND NEEDLE GUIDE FOR
FLANGED INTRASCLERAL
IOL FIXATION

Geuder®
Precision made in Germany

YAMANE


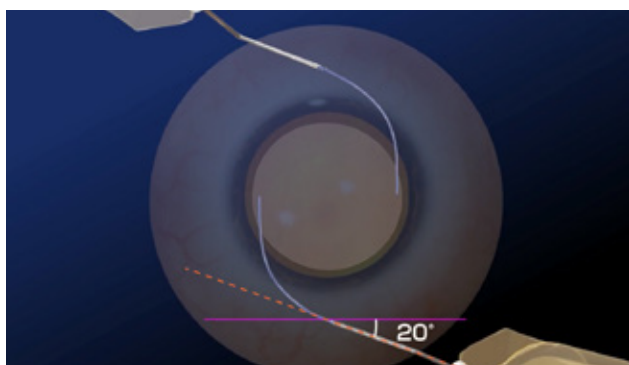
DOUBLE-NEEDLE STABILIZER

GLOBE FIXATION RING AND NEEDLE GUIDE
FOR FLANGED INTRASCLERAL IOL FIXATION





CHALLENGE

When performing Yamane's double-needle technique, you find your sclerotomy sites by combining the use of an axis marker, caliper, and ink. In addition, when piercing the conjunctiva and advancing through sclera, you have no control over recommended insertion angles for creating the scleral tunnels. The combination of these variables are a challenge for reproducibility and standardization.



RESOLVE

The Yamane Double-needle Stabilizer helps you simplify identification of the sclerotomy sites and provides control over the insertion angles when creating the scleral tunnels. Thanks to its ring shape and fixating teeth, also provides excellent fixation of the eye when piercing it with the needles.





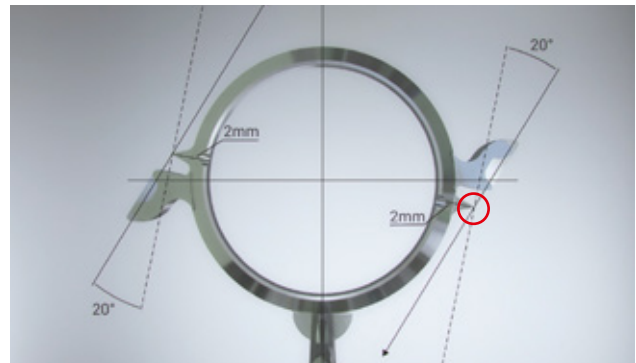
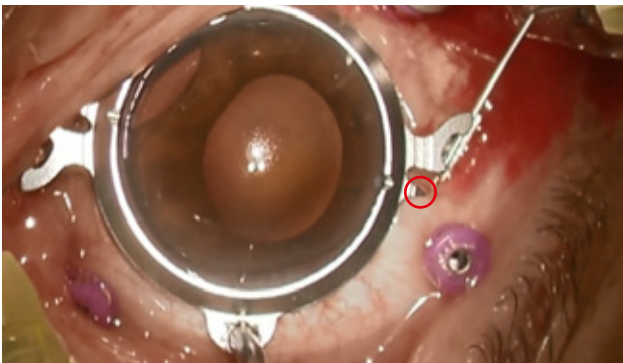
Shin Yamane, MD

Assistant Professor Department of Ophthalmology & Micro-technology
Yokohama City University, Medical School, Yokohama, Japan



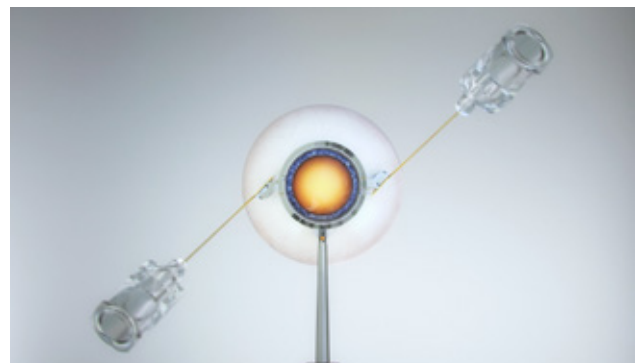

INSTRUMENT FEATURES

The instrument incorporates two landmarks for visualization of the sclerotomy sites, located at 2 mm from limbus and 180° apart. Eliminating the need of axis markers, calipers, or ink.

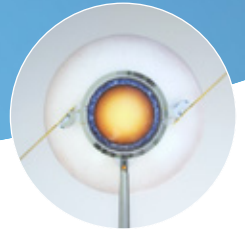


Landmarks facilitate identification of sclerotomy entries

Because it is difficult to pierce a needle at an angle set by human hands, the instrument features two grooved platforms for passing the needles through the ring-shape body. Making possible to insert the needles at set angle of 20° with respect to the corneal limbus, and 5° with respect to the iris surface. In order to create reproducible scleral tunnels and avoid putting stress on the IOL haptics.



Needle guides produce standardized insertion angles when creating the scleral tunnels



G-31496

YAMANE Double-Needle Stabilizer 30G

G-31497

YAMANE Double-Needle Stabilizer 27G

Fixation ring for intrascleral IOL fixation
with double-needle technique
overall length 110 mm

VIDEOS

Watch the videos and see how the technique works.



Flanged IOL fixation with
intraoperative adjustment
of refractive error



Double Needle Stabilizer
by Shin Yamane, MD